

APPENDIX 5

**PROPOSED OFFICE FIT OUTS AT K.R.A.
CBC, UPPERHILL**

SECURITY & FIRE ALARM LAYOUTS

MAY 2020

SYMBOL	LUMINAIRES
	32W 600X600MM CEILING RECESSED LED FITTINGS SLIM PROFILE AS ROBUS SPACE LED PANEL LIGHTS R326060LED-CW OR EQUAL AND APPROVED, TYPE 2C
	DITTO AS TYPE 2C VERSION BUT WITH EMERGENCY KIT AS ROBUS SPACE LED R326060LED-CWE, TYPE 2CE.
	45W 600X600MM ANALOGUE DIMMABLE CEILING RECESSED LED FITTINGS SLIM PROFILE AS ROBUS SPACE LED PANEL LIGHTS R456060LED-CWAD OR EQUAL AND APPROVED, TYPE 2B
	DITTO AS TYPE 2B VERSION BUT WITH EMERGENCY KIT, TYPE 2BE.
	6W LED PICTURE LIGHT AS EGLD IMENE 92095 OR EQUAL AND APPROVED EQUIVALENT. TYPE PCL
	RECTANGULAR RECESSED (85MMX 150MM) WITH ALUMINIUM FINISH ADJUSTABLE DOWNLIGHT WITH 2X35W GU10 LAMP AS MASSIVE APOLLO 59502/48/10 OR EQUAL AND APPROVED. TYPE D1A.
	ALUMINIUM FINISH MAIN VOLTAGE DIE CAST ADJUSTABLE DOWNLIGHT WITH 50W GU10 LAMP AS MICROMARK MM31216 OR EQUAL AND APPROVED. TYPE D1.
	CEILING RECESSED 25W LED DOWNLIGHT AS ROBUS ETERNITY R2530DL OR EQUAL AND APPROVED EQUIVALENT, AS TYPE D2.
	DITTO AS TYPE D2 VERSION BUT WITH EMERGENCY KIT, TYPE D2E.
	LX28W T5/T16 BARE BATTEN FLUORESCENT FITTING WITH HIGH FREQUENCY BALLAST ASTHORN POPPACK PRO 96239876. TYPE 4
	CEILING MOUNTED MAINTAINED LED EXIT SIGN AS ROBUS LED BLADE RE430M-01 2711 OR EQUAL AND APPROVED. TYPE EXIT.

SYMBOL	INSTRUMENTS
	KILOVOLT AMPERE METER
	VOLT-METER
	AMMETER
	KPLC CUTOUPS
	KPLC METERING EQUIPMENT

SYMBOL	WIRING ACCESSORIES
	LIGHTING SWITCH - ONE GANG ONE WAY
	LIGHTING SWITCH - ONE GANG ONE WAY ARCHITRAVE
	LIGHTING SWITCH - ONE GANG TWO WAY
	LIGHTING SWITCH - TWO GANG ONE WAY
	LIGHTING SWITCH - TWO GANG ONE WAY ARCHITRAVE
	LIGHTING SWITCH - TWO GANG TWO WAY
	LIGHTING SWITCH - THREE GANG ONE WAY
	LIGHTING SWITCH - THREE GANG TWO WAY
	LIGHTING SWITCH -FOUR GANG ONE WAY
	LIGHTING SWITCH GANG
	LIGHTING SWITCH -ONE GANG ONE WAY DIMMER
	13A TWIN MOULDED SWITCHED SOCKET PLATE @ 300mm
	13A SINGLE MOULDED SWITCHED SOCKET PLATE @ 300mm AFFL
	13A 240V TWIN SOCKET OUTLET ABOVE WORK TOP
	15A SINGLE SOCKET PLATE
	13A 240V FUSED UNSWITCHED SOCKET OUTLET
	SINGLE PHASE INDUSTRIAL SOCKET, (RATING AS INDICATED).
	TELEVISION OUTLET
	13A NON STANDARD TWIN MOULDED SWITCHED
	DITTO AS ABOVE BUT SINGLE MOULDED (UPS POWER).
	RJ45 OUTLET FOR DATA
	RJ45 OUTLET FOR TELEPHONE
	AUDIO VISUAL OUTLET (MOUNTED ON TABLE) WITH 1No. TWIN SOCKET OUTLET,1No.DUAL DATA CAT 6A RJ45 OUTLET,1No.HDMI OUTLET,1No.VGA OUTLET.
	LOCAL AREA NETWORK CABINET
	LAN WIRELESS STATION WITH SINGLE 13A SOCKET (NON SWITCHED) AND SINGLE CAT6A RJ45 OUTLET
	20A DP SWITCH WITH NEON INDICATOR
	FLOOR BOX WITH 1 NO. TWIN STD SOCKET, SINGLE RJ45 FACE PLATE AND HDMI FACE PLATE

SYMBOL	SWITCHGEAR
	THREE PHASE ISOLATOR (RATING AS INDICATED) AS MEM
	SINGLE PHASE ISOLATOR (RATING AS INDICATED) AS MEM
	ISOLATOR (RATING AS INDICATED) AS MERLIN GERIN
	MCCB (RATING AS INDICATED)
	MCB/MCCB (RATING AS INDICATED)
	CONSUMER UNIT
	EARTHING POINT
	DISTRIBUTION BOARD TO SPECIFICATIONS
	SUB-MAIN L.V. SWITCH BOARD TO SPECIFICATIONS
	EARTH LEAKAGE CIRCUIT BREAKER (RCBB/RCD)
	600 x 600 x 600mm POWER MANHOLE WITH CAST IRON FRAME AND COVER.
	250 x 200 x 200mm METALCLAD FLUSH MOUNTED POWER ADAPTABLE BOX

SYMBOL	FIRE ALARM & SECURITY INSTALLATIONS
	ADDRESSABLE FIRE ALARM BREAK GLASS MANUAL CALL POINT AS & SOUNDER AS MENVIER MOUNTED AT 1400mm & 2100 A.F.F.L RESPECTIVELY
	FIRE ALARM PANEL
	ADDRESSABLE SECURITY ALARM BREAK GLASS MANUAL CALL POINT AS MENVIER MOUNTED AT 1400mm A.F.F.L
	PANIC BUTTON
	ADDRESSABLE IONISATION SMOKE DETECTOR AS MENVIER CEILING/SLAB MOUNTED
	ADDRESSABLE IONISATION HEAT DETECTOR AS MENVIER CEILING/SLAB MOUNTED
	REQUEST TO EXIT
	INTRUDER DETECTION SYSTEM KEYPAD
	CCTV CAMERA POINT WALL MOUNTED
	CCTV CAMERA POINT CEILING MOUNTED
	PASSIVE INFRARED POINT WALL MOUNTED
	PASSIVE INFRARED POINT CEILING MOUNTED
	CARD READER/BIOMETRIC READER
	MAGNETIC CONTACT
	MAGNETIC LOCK
	VERRIDE SWITCH (KEYED)
	CCTV MONITOR

NOTES

REV	REVISIONS	SIGN	DATE	APPROVED
	BY			
	CHECKED			
	BY			
	CHECKED			
	BY			
	CHECKED			

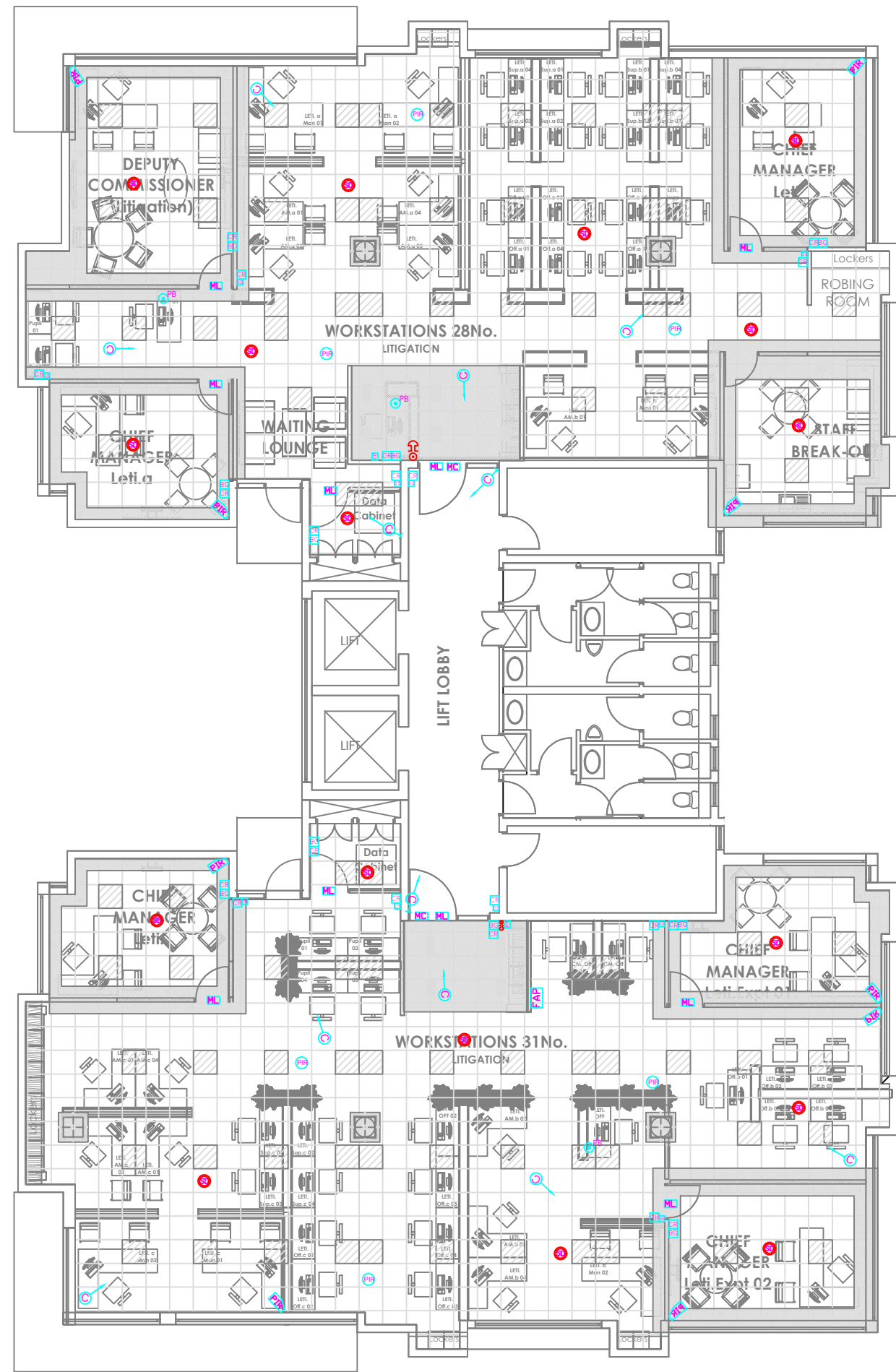
Client
KENYA REVENUE AUTHORITY

Project
PROPOSED INTERIOR DESIGN FIT OUT FOR KRA, CBC UPPERHILL, NAIROBI

Architects

Drawing Title
PHASE 1 -ELECTRICAL INSTALLATIONS
ELECTRICAL LEGEND & SYMBOLS

Designed by	Drawn by
Checked by	Approved by
Scale N.T.S.	Date APRIL 2020
Job No. 1806	ACAD File: 1806-000-P
STATUS	DRAWING No. 1806 -KRA Offices-E-000-P



NOTES

REV	REVISIONS	SIGN	DATE	APPROVED
	BY			
	CHECKED			
	BY			
	CHECKED			
	BY			
	CHECKED			

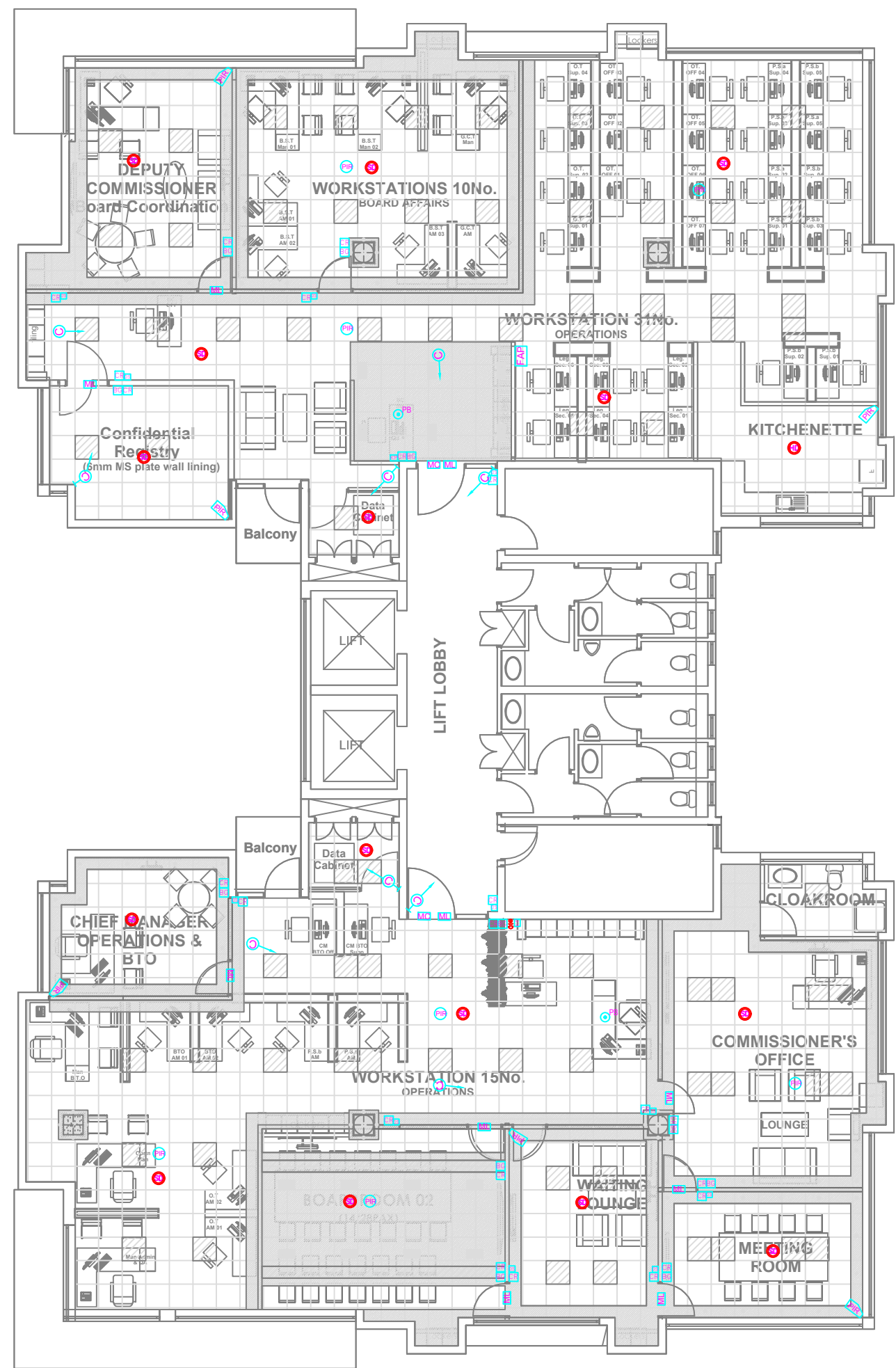
Client
KENYA REVENUE AUTHORITY

Project
PROPOSED INTERIOR DESIGN FIT OUT FOR KRA,
CBC UPPERHILL, NAIROBI

Architects

Drawing Title
PHASE 1 - ELECTRICAL INSTALLATIONS
SECURITY LAYOUT
THIRD FLOOR

Designed by	Drawn by
Checked by	Approved by
Scale N.T.S.	Date APRIL 2020
Job No. 1806	ACAD File: 圖-樓層電氣圖
STATUS: DRAWING No. 1806 -KRA Offices-E-003-P	REV



NOTES

REV	REVISIONS	SIGN	DATE	APPROVED
	BY			
	CHECKED			
	BY			
	CHECKED			
	BY			
	CHECKED			
	BY			
	CHECKED			

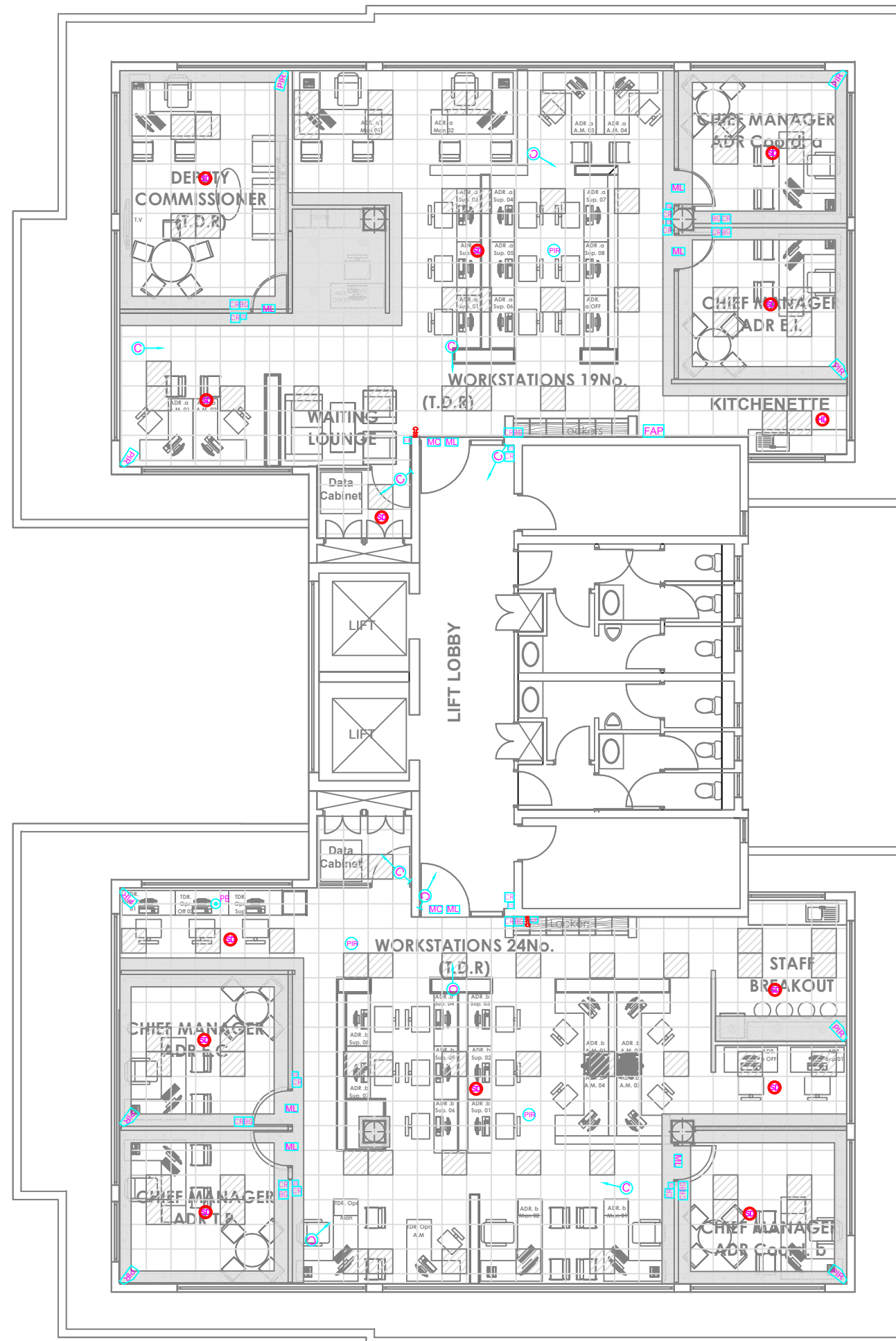
Client
KENYA REVENUE AUTHORITY

Project
PROPOSED INTERIOR DESIGN FIT OUT FOR KRA,
CBC UPPERHILL, NAIROBI

Architects

Drawing Title
PHASE 1 - ELECTRICAL INSTALLATIONS
SECURITY LAYOUT
FIFTH FLOOR

Designed by	Drawn by
Checked by	Approved by
Scale N.T.S	Date APRIL 2020
Job No. 1806	ACAD File: 18-04-0000-0002
STATUS: DRAWING No. 1806 -KRA Offices-E-006-P	REV



NOTES

REV	REVISIONS	SIGN	DATE	APPROVED
	BY			
	CHECKED			
	BY			
	CHECKED			
	BY			
	CHECKED			
	BY			
	CHECKED			

Client
KENYA REVENUE AUTHORITY

Project
PROPOSED INTERIOR DESIGN FIT OUT FOR KRA,
CBC UPPERHILL, NAIROBI

Architects

Drawing Title
PHASE 1 - ELECTRICAL INSTALLATIONS
SECURITY LAYOUT
SEVENTH FLOOR

Designed by	Drawn by
Checked by	Approved by
Scale N.T.S	Date APRIL 2020
Job No. 1806	ACAD File: 18-04-07-000-001
STATUS: DRAWING No. 1806 -KRA Offices-E-008-P	REV